

Nurdiyanto Yusuf

by 1 1

Submission date: 10-Jan-2023 04:36AM (UTC-0500)

Submission ID: 1990659669

File name: 27-34_Nurdiyanto.pdf (212.65K)

Word count: 1997

Character count: 10296

IRON SHOP SENTOSA E-COMMERCE WEBSITE APPLICATION USING PHP AND MYSQL

Nurdiyanto Yusuf^a, Dwi Kartinah^{b*}, Dewi Andryani

^{a,b} Information Technology, Gunadarma University

*Corresponding_Email: dwi_kartina@staff.gunadarma.ac.id

ABSTRACT

Information technology is an important part of human life and cannot be separated. Activities in interacting, communicating, and transacting are no longer limited by space, distance, and time. Today's website development is no longer an obstacle that is difficult to obtain. Many various websites were created, for example, a sales website (Marketplace). Marketplace is used as an intermediary between sellers and buyers. With a sales website, it makes it easier for consumers to buy goods without having to come to the store directly. The purpose of scientific writing is to make it easier for owners to provide information and to promote and sell existing products in the online store Iron shop to provide information and promote the sale of new products, only done by selling offline and customers have to come directly to the store, but with the covid-19 pandemic the store was forced to temporarily close in order to limit physical contact between sellers and buyers. Looking at these conditions, the creation of the Sentosa Iron Shop website online is the right solution and this application has been successfully created so that businesses can still run in the midst of the Covid 19 pandemic.

Keywords: Java, Mysql, Php, Visual Studio, Website

1. INTRODUCTION

Technology is an important part of human life and cannot be separated. This section has helped humans in various fields such as education, social, and even business. In the field of sales business, it becomes easier with internet technology [1]. The internet is a medium that can be relied upon as a medium for disseminating information from all activities in all fields. Activities in interacting, communicating, and transacting are no longer limited by space, distance, and time. The development of the website today is no longer an obstacle that is difficult to find. Many various websites have been created, for example, the sales website (Marketplace). Marketplace is used as an intermediary between sellers and buyers [2]. With a sales website, it makes it easier for consumers to buy goods without having to come to the store directly [3].

Iron shop is a business unit engaged in the sale of iron. The iron business is one of the rapidly growing business opportunities because many people need iron, especially in the construction sector. The Sentosa iron shop was founded in 2013. Product marketing at the Sentosa shop only opened one shop which is located in Sukagumiwang sub-district, Indramayu. So that the marketing and sales of products at the Sentosa store are still not optimal.

Based on the description above, in scientific writing, the writer intends to create an iron sales website [4]. This website can place iron orders efficiently and safely. This website can also market products in the Sentosa store and make it easier for customers to access complete product information.

2. RESEARCH METHODOLOGY

The research method used in Scientific Writing includes literature and field studies, by going through various stages, namely:

2.1 Problem Identification

In this study the authors collected data by interviewing the owner of the Sentosa iron shop and collecting data on literature from theories for scientific writing through books, journals and literature obtained from the internet.

2.2 Analysis

The analysis carried out is the search for the required information, such as the program used, and the data needed.

2.3 Application Design

This stage is in the form of website design activities about Toko Besi Sentosa and designing the appearance of the website both in terms of the front end which is the display that will be seen by the user and the back end which is the back side of the screen from a web page.

2.4 Implementation

The implementation stage is the stage of making an application using predefined software.

2.5 Commisioning

This stage ensures that there are no errors in the application that has been made by testing the website. At this stage it is also used to see whether the system is as expected.

3. RESULT AND DISCUSSION

3.1 Website Overview

The website-based Sales Application at the Sentosa Iron Shop displays information about various new types of iron being sold such as mild steel, chicken claw, and others. Website visitors can directly choose and make transactions online. This website was created using the PHP (Hypertext Preprocessor) programming language and uses the MySQL database system. This website has several pages consisting of a home page, Cart page, login page, list page, checkout page, shopping history page. The home page displays the store's main page that displays the product. Cart page displays products that will be purchased by the user. The login page displays a page to enter a user account. The list page displays a page for creating accounts for users who don't have accounts. The checkout page displays the ordering process made by the user. The shopping history page displays the shopping history of the user.

3.2 Website Planning

In this study, each website page was designed and created using the PHP (Hypertext Preprocessor) programming language and MySQL as a Database Management System (DBMS)[5, 6]. The components needed to build this system, such as the computer specifications used are as follows: Processor: Intel Core i7, RAM: 8 GB, Operating System: Windows 10 Pro 64-bit.

The components required in terms of software or software, include the following: Sublime Text 3, Xampp v3.3.0., Google Chrome. The types of programming languages used to build this website are as follows: PHP v7.4.4

3.3 Design

The design section is divided into 3 sections, including navigation structure design, UML diagram design, file structure design used in the Besi Sentosa online shop website and interface page design.

3.4 Navigation Structure Design

The navigation structure is the sequence of a flow of a program which is the design of the relationship between different areas. On the Sentosa store website, there are 2 types of navigation structures, including the admin navigation structure and the user navigation structure.

3.5 User Navigation Structure

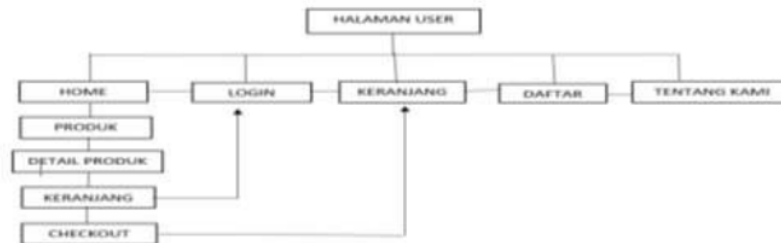


Figure 1. Structure Navigation

The user navigation structure uses a linear navigation structure, containing several pages that can be accessed by a website visitor. The following is the flow of the user navigation structure

3.6 Admin Navigation Structure

The admin navigation structure uses a composite navigation structure, containing multiple pages that can be accessed only by an admin.

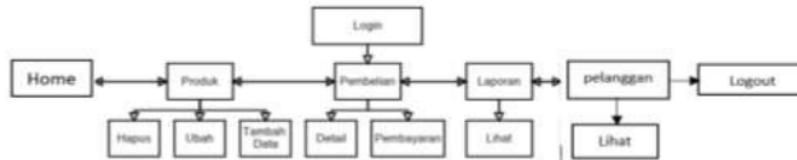


Figure 2. Admin Navigation

3.7 Use Case Diagram Design

In the use case diagram design shown for a user who is an actor from this diagram. Users can see a series of information on each website page. Apart from that, users can, of course, make transactions on this website but customers are required to log in and then be able to add products to the cart. After that the customer can checkout the product to be purchased.

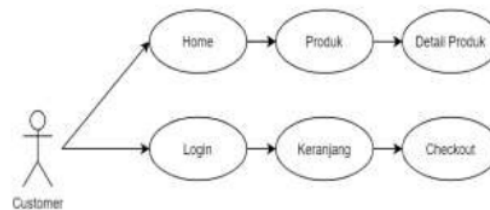


Figure 3. Use case User diagram

3.8 Use Case Diagram Admin

In the design use case diagram above is a diagram shown for an administrator who is the actor of this diagram. An admin can carry out his activities by logging in as an admin first. The admin will enter the username and password to be able to access the admin page. After entering the admin page, an admin can manage various sets of information that will later be displayed on website pages. Admins can also manage products, view purchase data, view purchase reports, and view customer data.

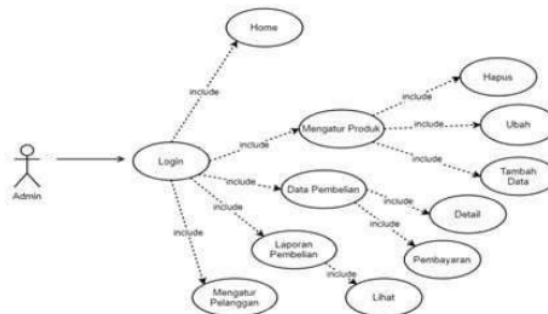


Figure 4. Admin Use Case Diagram

3.9 Home Page

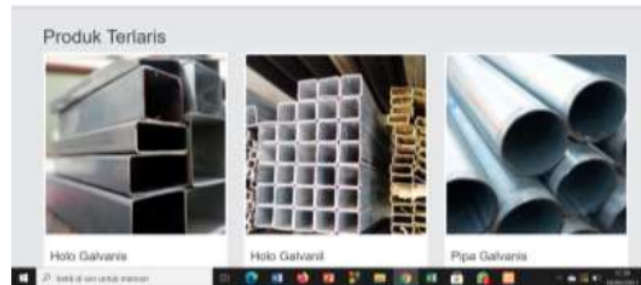


Figure 5. Home Page

3.10 Product Details Page

The Details page provides information about the details of the selected product.



Figure 6. Detail Page

3.11 Login Page

Customers who already have an account can immediately enter their email and password, while those who don't have an account must register first.



Figure 7. Login Page

3.12 Shopping Cart Page

On the shopping cart page, customers can see what items they want to buy. Customers can continue shopping or checkout.



Figure 8. Shoping Cart Page

3.13 Checkout Page

On the checkout page, customers are given information on what items they want to buy. The customer also selects the shipping cost and enters the full address.



Figure 9. Checkout Page

3.14 Billing page

On the billing page, the customer is given purchase details and asked to transfer with a predetermined amount.



Figure 10. Billing Page

3.15 Shopping History Page

The Shopping history page provides information about date, status, and total. Customers can also input payments via the payment input button.



Figure 11. Shopping History Page

3.16 *Payment Input Page*

On the payment input page, the customer enters the name of the depositor, the bank used, enters the predetermined amount, and uploads a photo of proof of transfer.

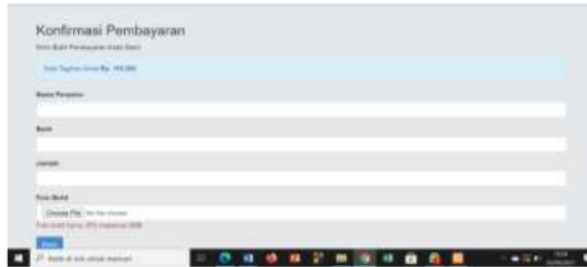


Figure 12. Payment Input Page

3.17 *View Payment page*

The view payment page provides information on transactions made by customers.



Figure 13. View Payment page

3.18 *Admin Login Page*

Halaman ini berisi form login yang terdapat dua buah textfield yaitu username dan password untuk proses login admin agar dapat mengakses halaman admin.



Figure 14. Admin Login Page

3.19 *Admin Product Page*

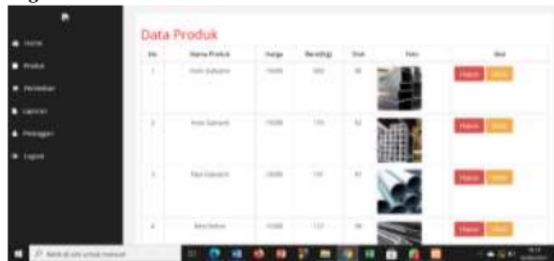


Figure 15. Admin Product Page

3.20 Admin Purchasing Page

The admin purchase page provides information about customer purchases such as customer name, purchase date, purchase status, and total.



Figure 16. Admin Purchasing Page

3.21 Admin Purchase Details Page

The purchase detail page provides more detailed information to the admin about customer purchasing data.



Figure 17. Admin Purchase Details Page

3.22 Admin Payment Data Page

On the admin payment data page, it provides information about transactions made by customers.



Figure 18. Admin Payment Data Page

3.23 Admin Reports page

The admin report page provides purchase information with a specified time.



Figure 19. Admin Reports page

3.24 Admin Customer Page

The customer page provides information on which customers have registered. Admins can also delete customer accounts.



The screenshot shows a web application interface with a dark sidebar on the left containing navigation options: Home, Produk, Penjualan, Laporan, Pelanggan, and Logout. The main content area is titled 'Data Pelanggan' and displays a table with the following data:

No	Nama Pelanggan	Email	Telepon
1	Herma	her123@gmail.com	081-55821
2	Jessi	jes14@gmail.com	082-221
3	Kaki	ka1@gmail.com	081-5011
4	Nara	na111@gmail.com	088024211
5	Amas	ama123_123@yahoo.com	0877777799
6	Juli	ju1@gmail.com	0888888821
7	Unang	un1@gmail.com	088888882

Figure 20. Admin Customer Page

4. CONCLUSION

The Toko Besi Sentosa website has been completed and has been successfully opened via Google Chrome, Microsoft Edge and Safari Web Browser. The Cheap UD Iron Shop website has gone through a trial phase including functionality trials. Based on the trials that have been carried out, it is found that all functions can function properly, as expected. So that the Sentosa Iron Shop website can be used properly. The existence of this website can make it easier for Toko Besi Sentosa online shop owners to promote the products they sell, as well as make it easier for customers to find the product they want.

REFERENCES

- [1] Ullah, Azmat, and Richard Lai. "A systematic review of business and information technology alignment." *ACM Transactions on Management Information Systems (TMIS)* 4.1 (2013): 1-30.
- [2] Friedland, Roger, and Alexander Foster Robertson. "Beyond the marketplace." *Beyond the Marketplace*. Routledge, 2019. 3-49.
- [3] Caplow, Theodore, Reece J. McGee, and Jacques Barzun. *The academic marketplace*. Routledge, 2017.
- [4] Pelet, Jean-Eric, et al. "Winery website loyalty: The role of sales promotion and service attributes." *International Journal of Wine Business Research* (2018).
- [5] Setyawati, Endang, Hadion Wijoyo, and Nyoto Soeharmoko. "Relational Database Management System (RDBMS)." (2020).
- [6] Chopra, Rajiv. *Database Management System (DBMS) A Practical Approach*. S. Chand Publishing, 2010.

ORIGINALITY REPORT

12%

SIMILARITY INDEX

10%

INTERNET SOURCES

9%

PUBLICATIONS

1%

STUDENT PAPERS

PRIMARY SOURCES

- 1** Ichsan Purnama, Sri Poernomo Sari, Heru Kuncoro. "COMPARATIVE STUDY OF WASTE MOISTURE CONTENT DRYING METHOD BETWEEN HOT AIR BLOWING METHOD AND BOILING METHOD IN A HEATED ROOM", International Journal Science and Technology, 2022
Publication 7%

- 2** journal.admi.or.id
Internet Source 2%

- 3** www.neliti.com
Internet Source 1%

- 4** Submitted to INTI International University
Student Paper 1%

- 5** Devi Indriani, Muhammad Muflih Naufal. "WEBSITE MAKING ONLINE KOI FISH SHOP", International Journal Science and Technology, 2021
Publication 1%

- 6** www.bechtle.com
Internet Source 1%



www.atlantis-press.com

Internet Source

<1 %

Exclude quotes Off

Exclude matches Off

Exclude bibliography On